

Science—Sound Sticky Knowledge Organiser

Summer Term: Trencrom (Year 3/4)



Key Vocabulary

ear	An organ used for hearing.
particles	Solids, liquids and gases are made of particles. They are so small we are unable to see them.
distance	A measurement of length between two points.
soundproof	To prevent sound from passing through.
absorb sound	To take in sound energy. Absorbent materials have the effect of muffling sound.
vacuum	A space where there is nothing. There are no particles in a vacuum.
eardrum	A part of the ear which is a thin, tough layer of tissue that is stretched out like a drum skin. It separates the outer ear from the middle and inner ear. Sound waves make the eardrum vibrate.


Key Knowledge

Sound can travel through solids, liquids and gases. Sound travels as a wave, vibrating the particles in the medium it is travelling in. Sound cannot travel through a vacuum.

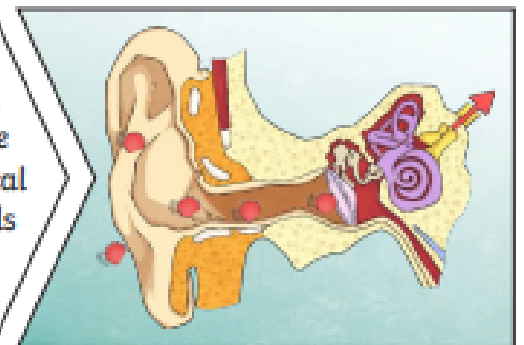
When you hit the drum, the drum skin vibrates. This makes the air particles closest to the drum start to vibrate as well.



The vibrations then pass to the next air particle, then the next, then the next. This carries on until the air particles closest to your ear vibrate, passing the vibrations into your ear.




Inside your ear, the vibrations hit the eardrum and are then passed to the middle and then the inner ear. They are then changed into electrical signals and sent to your brain. Your brain tells you that you are hearing a sound.



Sound energy can travel from particle to particle far easier in a solid because the vibrating particles are closer together than in other states of matter.



If you throw a stone in a pond, it will produce ripples. As the ripples spread out across the pond, they become smaller. When sound vibrations spread out over a distance, the sound becomes quieter, just like ripples in a pond.



Key Vocabulary

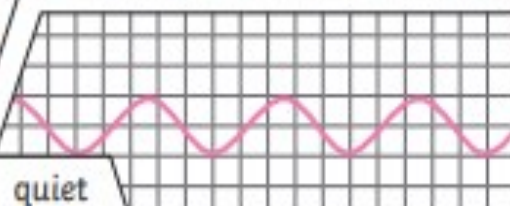
vibration	A quick movement back and forth.
sound wave	Vibrations travelling from a sound source.
volume	The loudness of a sound.
amplitude	The size of a vibration . A larger amplitude = a louder sound.
pitch	How low or high a sound is.

Key Knowledge

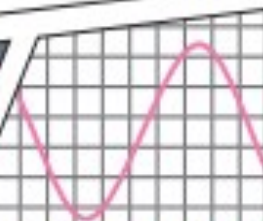
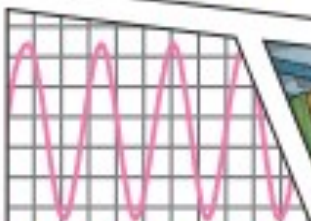
Sound is a type of energy. Sounds are created by **vibrations**. The louder the sound, the bigger the **vibration**.



The size of the **vibration** is called the **amplitude**. Louder sounds have a larger **amplitude**, and quieter sounds have a smaller **amplitude**.



Pitch is a measure of how high or low a sound is. A whistle being blown creates a high-**pitched** sound. A rumble of thunder is an example of a low-**pitched** sound.



You can change the **pitch** of a sound in different ways depending on the type of instrument you are playing.

For example, if you are playing a xylophone, striking the smaller bars with the beater causes faster **vibrations** and so a higher **pitched** note. Striking the larger bars causes slower **vibrations** and produces a lower note.

