



Maths: KIRFs

(Key Instant Recall Facts)

Reception Spring Term 2

This half term children will be practising doubles. They will learn to recognise them quickly with objects first, including dice dot formations, with Numicon and in pictures. They will move on to using their fingers to show doubles quickly and to recall the doubles without picture aids.

Finding doubles


$$\square + \square = \square\square$$

$$\square\square + \square\square = \square\square\square\square$$

$$\square\square + \square\square = \square\square\square\square$$

$$\square\square + \square\square = \square\square\square\square$$

$$\square\square + \square\square = \square\square\square\square$$



Key Vocabulary

Doubles

Add

Altogether

Equals

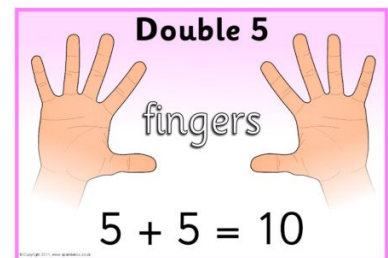
The same as

Shake a dice—draw the dots on paper and then draw the same amount again.

Can you say which double you have made?


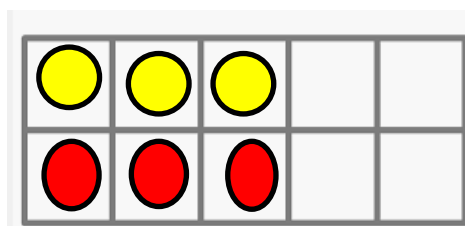


How many doubles can you make with your fingers? Ask a grown up or a friend to say a double to you and see how quickly you can make it with your fingers!



Mastery Ideas to Try at Home

Throw a dice. Put the same number of counters onto the frame in both rows. Say the double you have made out loud!



Can you draw the Numberblock characters to make doubles? Remember to draw the same character twice to make a double!